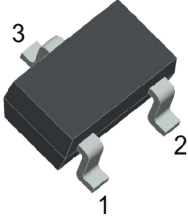
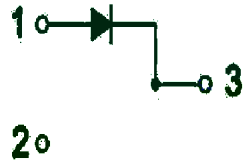
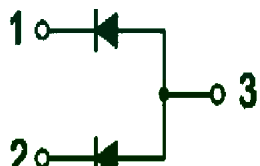
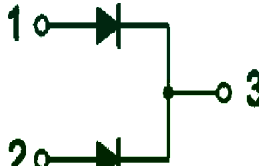
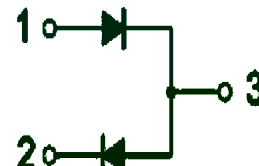


Schottky Barrier Diodes	SOT-23 Plastic-Encapsulate Diodes
<p><u>SOT-23</u></p> 	<p>Features</p> <ul style="list-style-type: none"> High Conductance Fast Switching Speed For General Purpose and Switching Applications Surface Mount Package Ideal for Automatic Insertion

BAT54	BAT54A	BAT54C	BAT54S
			
MARKING: KL1	MARKING: KL2	MARKING: KL3	MARKING: KL4


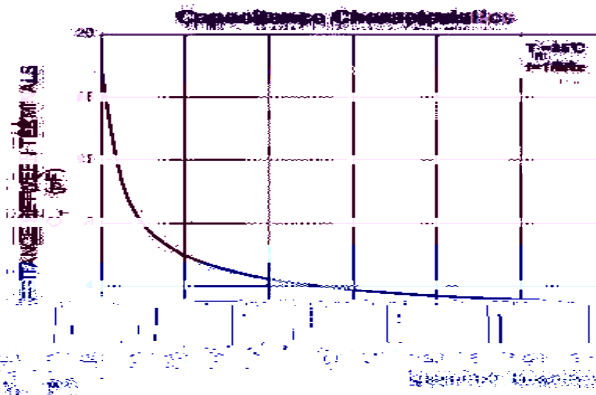
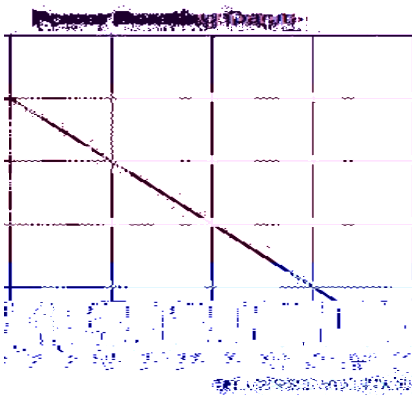
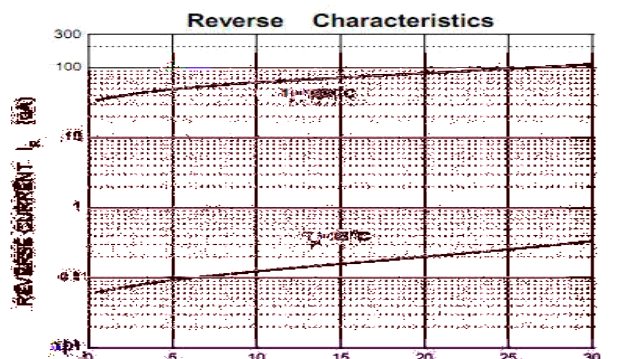
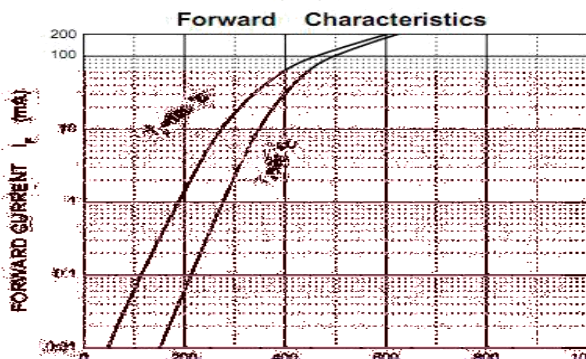
Solid dot = Ground connection, if none, then no metal dot.

Maximum Rating (@Ta=25°C)

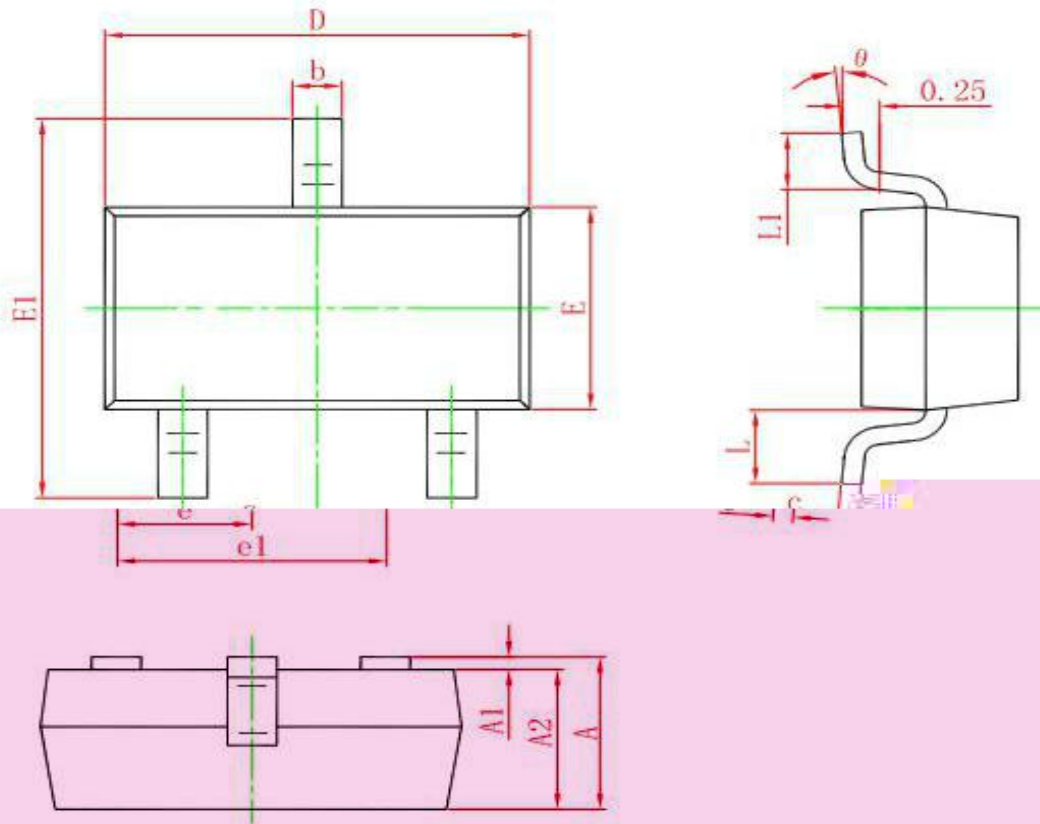
Parameter	Symbol	Limit	Unit
Peak Repetitive Reverse Voltage	VRRM	30	V
Working Peak Reverse Voltage	VRWM	30	V
DC Blocking Voltage	VR	30	V
Forward Continuous Current	IFM	200	mA
Non-Repetitive Peak Forward Surge Current @t=8.3ms	IFSM	600	mA
Repetitive Peak Forward Current @ t 1s, 0.5	IFRM	300	mA
Power Dissipation	PD	200	mW
Thermal Resistance from Junction to Ambient	RJA	500	°C/W
Junction Temperature	TJ	125	°C
Storage Temperature Range	TSTG	-55~+150	°C

Electrical Characteristics (@Ta=25°C unless otherwise specified)

Parameter Symbol



SOT-23 PACKAGE OUTLINE DIMENSIONS



Symbol	Dimensions In Millimeters	Dimensions In Inches
D	6.0	0.236
b	1.27	0.050
E	2.9	0.114
e	0.95	0.037
e1	1.27	0.050
L1	0.76	0.030
L	0.91	0.036
c	0.45	0.018
A1	0.76	0.030
A2	0.91	0.036
A	1.6	0.063