

- High frequency operation
- Low forward voltage drop
- High purity, high temperature epoxy encapsulation for enhanced mechanical strength and moisture resistance
- Guard ring for enhanced ruggedness and long term reliability

Photovoltaic solar cell protection schottky rectifier

- GF025
- Molding compound meets UL 94 V-0 flammability rating,
- Tin plated leads, solderable per J-STD-002 and JESD 22-B102
- As marked

($T_a=25$ Unless otherwise specified)

Device marking code			GFMK6045C
Repetitive Peak Reverse Voltage	VRRM	V	45
Average Rectified Output Current @60Hz sine wave, R-load, $T_a=25$	I _O	A	60
Surge(Non-repetitive)Forward Current @60Hz sine wave, 1 cycle, $T_j=25$	I _{FSM}	A	700
Current Squared Time @1ms≤t<8.3ms $T_j=25$, Rating of per diode	I ² t	A ² S	2030
Storage Temperature	T _{stg}		-55 ~+150
Junction Temperature IN DC Forward Mode-Forward Operations without reverse bias, t≤1 h (Fig. 1) 1	T _j		-55 ~+200

(1) Meets the requirements of IEC 61215 Ed. 2 bypass diode thermal test.

($T_a=25$ Unless otherwise specified)

Maximum instantaneous forward voltage drop per diode	V _F	V	I _{FM} =60A	0.51
Maximum DC reverse current at rated DC blocking voltage per diode	I _{RRM1}	mA	V _{RM} =V _{RRM} $T_a=25$	0.12
	I _{RRM2}	mA	V _{RM} =V _{RRM} $T_a=100$	18
	I _{RRM3}	mA	V _{RM} =V _{RRM} $T_a=125$	70



($T_a=25$ Unless otherwise specified)

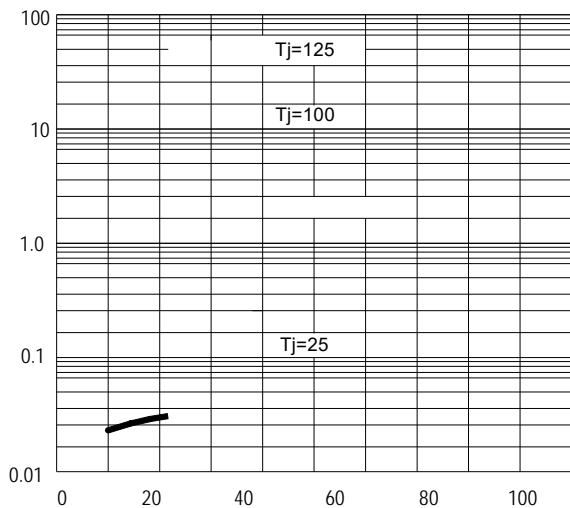
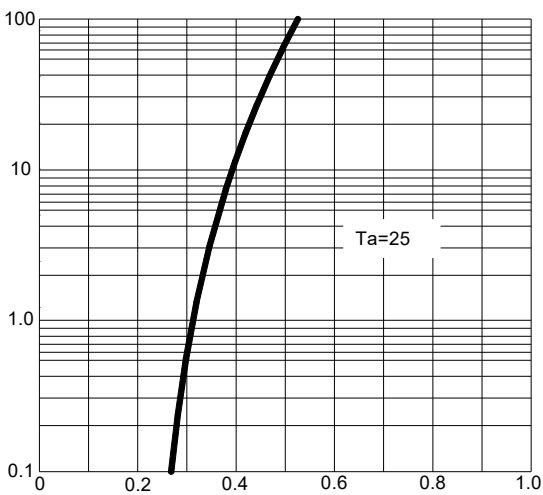
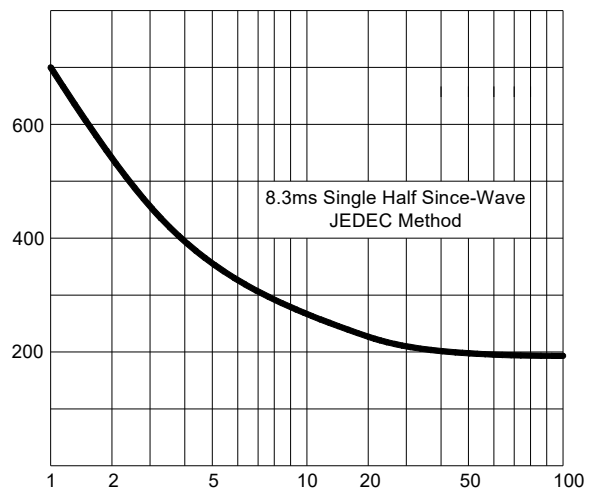
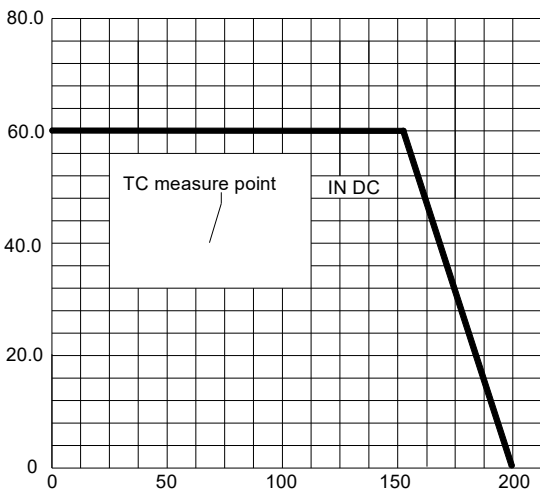
Thermal Resistance 1	$R_{\theta J-C}$	/W	1.5
----------------------	------------------	----	-----

(1) Thermal resistance from Between junction and case, On glass-epoxi substrate.

(Example)

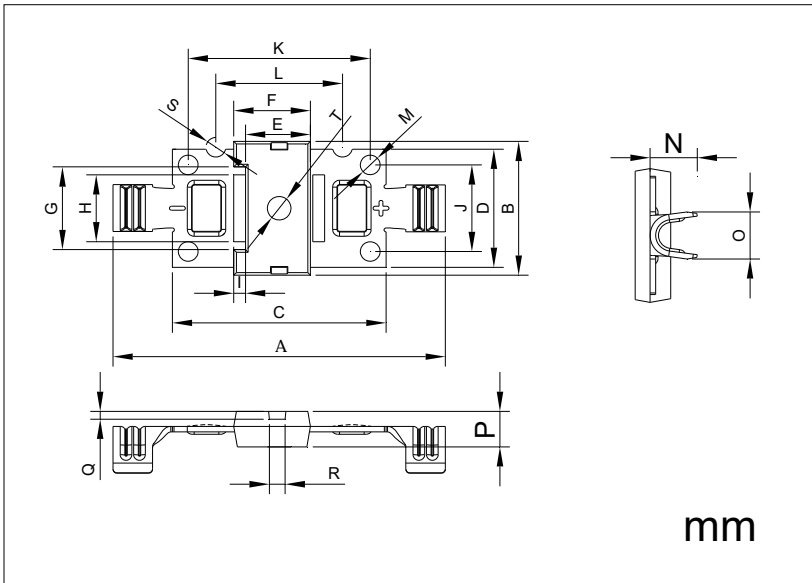
GFMK6045C	Approximate 4.0	30	600	2400	Tube
-----------	-----------------	----	-----	------	------

(Typical)





(in millimeters)



DIM	MM		NOTE
	MIN	MAX	
A	41.5	42.5	
B	16.5	17.5	
C	26.5	27.5	
D	14.5	15.5	
E	7.9	8.5	
F	9.4	10	
G	10.50REF		
H	8.2	8.8	
I	1.2	1.8	
J	10.7	11.3	
K	22.7	23.3	
L	15.7	16.3	
M	Φ2.35	Φ2.65	
N	5.65	6.25	
O	5.72	6.22	
P	4.4	4.6	
Q	0.7	1.3	
R	1.7	2.3	
S	Φ2.3	Φ2.7	
T	Φ2.7	Φ3.3	



The information presented in this document is for reference only. Yangzhou Yangjie Electronic Technology Co., Ltd. reserves the right to make changes without notice for the specification of the products displayed herein to improve reliability, function or design or otherwise.

The product listed herein is designed to be used with ordinary electronic equipment or devices, and not designed to be used with equipment or devices which require high level of reliability an