


Schottky Diodes



Features

-
-
-
-
-

Typical Applications

Mechanical Data

- Package

- Terminals

- Polarity

■ Maximum Ratings (°C)

PARAMETER	SYMBOL	UNIT	25SQ045
		°C	
		°C	
	≤	°C	
		°C	
	≤	① °C	

NOTE

①

■ Electrical Characteristics (°C)

PARAMETER	SYMBOL	UNIT	TEST CONDITIONS	25SQ045
			°C	
			°C	

■ Thermal Characteristics (°C)

PARAMETER	SYMBOL	UNIT	25SQ045
	θ	°C	



■ Ordering Information

PREFERED P/N	UNIT WEIGHT(g)	MINIMUM PACKAGE(pcs)	INNER BOX QUANTITY(pcs)	OUTER CARTON QUANTITY(pcs)	DELIVERY MODE

■ Characteristics

FIG1:Io -Tc Curve

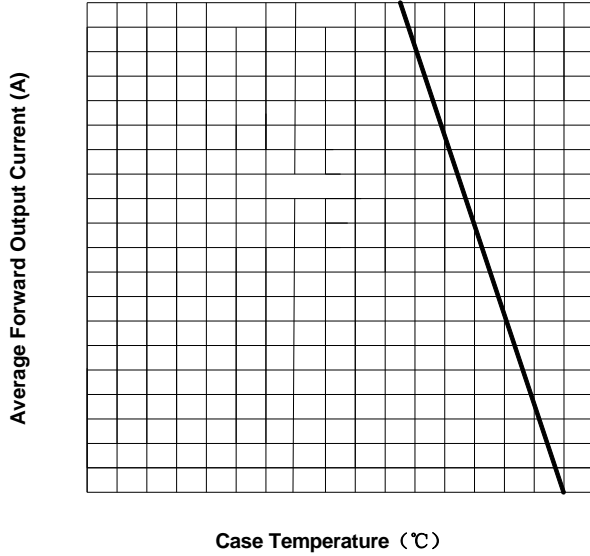


FIG2:Surge Forward Current Capability

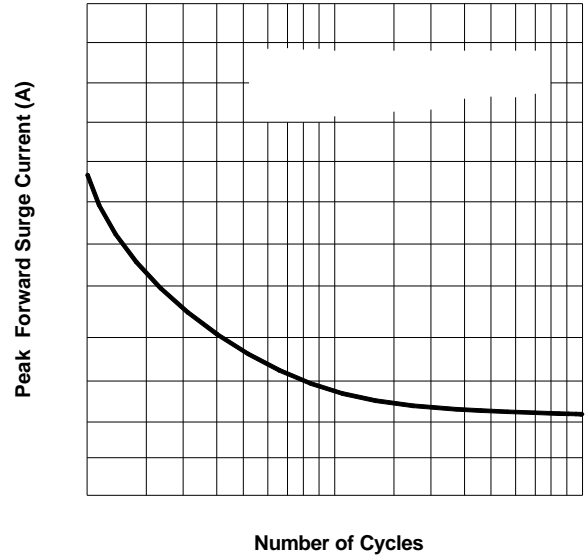


FIG3: Forward Volt 50 G3

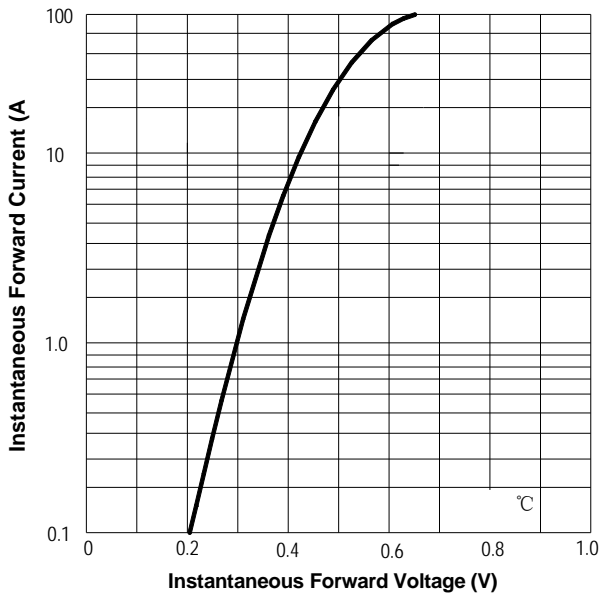
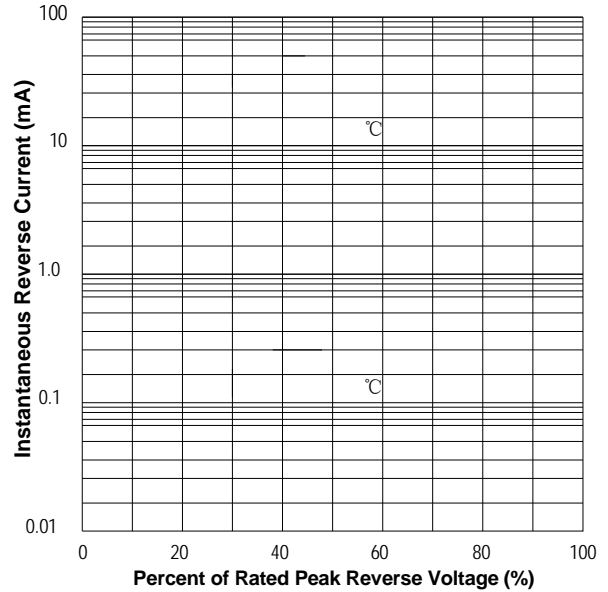
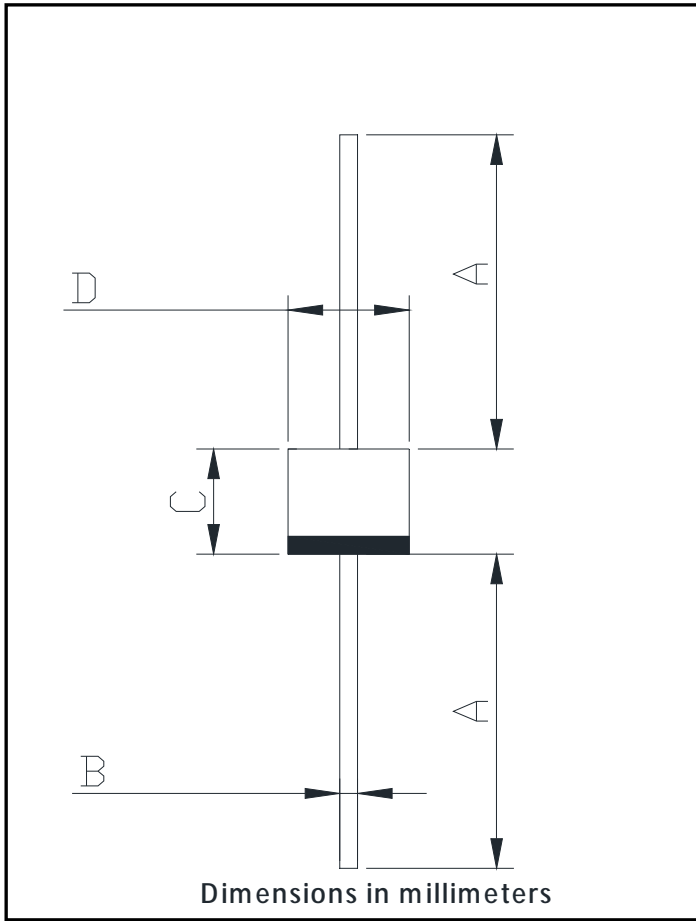


FIG4: Typical Reverse Characteristics



■ Outline Dimensions



R-6		



25SQ045

Disclaimer

www.frxelec.com