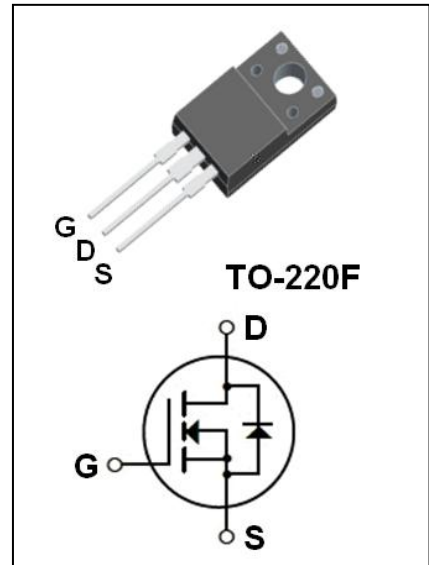


Features:

Application:



Absolute Maximum Ratings

| | | | |
|--|--|---|---|
| | | | |
| | | | |
| | | | |
| | | | |
| | | ± | |
| | | | |
| | | | |
| | | | |
| | | | |
| | | | ° |
| | | | ° |
| | | | ° |

*

Thermal Characteristics

| | | | |
|--|--|--|---|
| | | | |
| | | | ° |
| | | | ° |

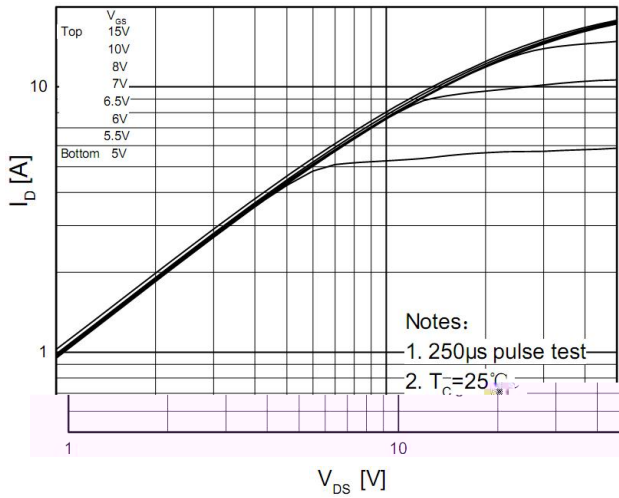
Electrical Characteristics ○

| | | | | | | |
|---|--|---|--|--|--|---|
| | | | | | | |
| Off Characteristics | | | | | | |
| | | | | | | |
| △ △ | | ○ | | | | ○ |
| | | ○ | | | | |
| | | | | | | |
| | | | | | | |
| On Characteristics | | | | | | |
| | | | | | | |
| | | | | | | |
| | | | | | | |
| Dynamic Characteristics | | | | | | |
| | | | | | | |
| | | | | | | |
| | | | | | | |
| Switching Characteristics | | | | | | |
| | | | | | | |
| | | | | | | |
| | | | | | | |
| | | | | | | |
| | | | | | | |
| | | | | | | |
| Drain-Source Diode Characteristics and Maximum Ratings | | | | | | |
| | | | | | | |
| | | | | | | |
| | | | | | | |
| | | | | | | |
| | | | | | | |

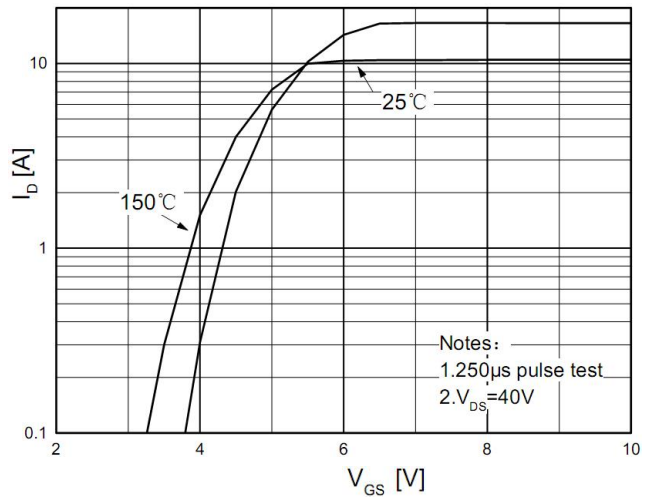
、
、
、
、
、
、

○ ○
○

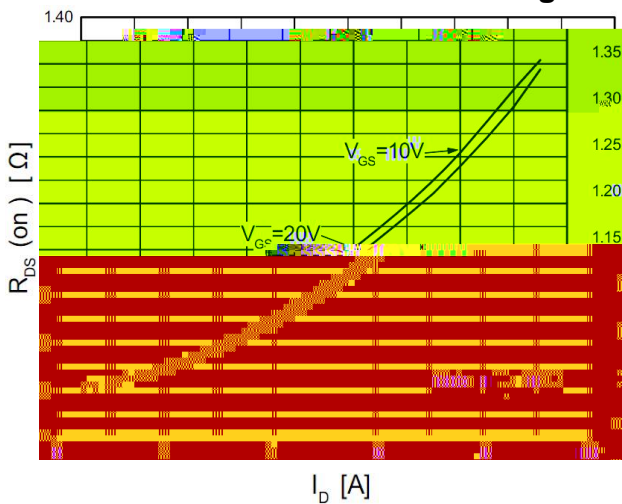
On-Regin Characteristics



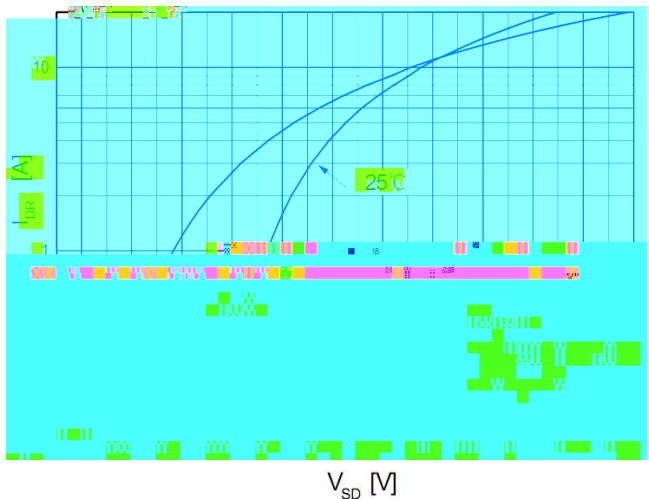
Transfer Characteristics



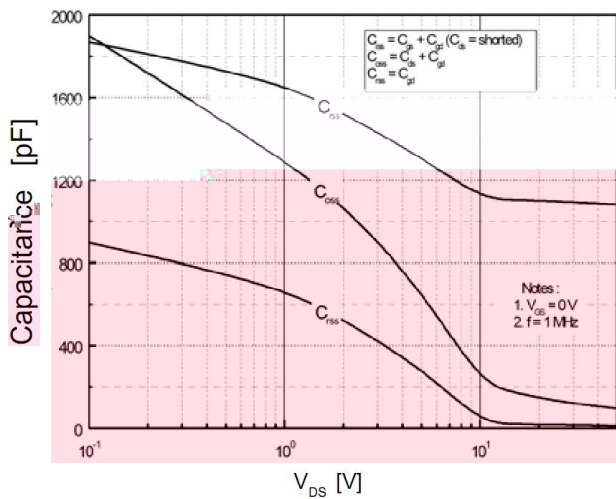
On-Resistance Variation vs. Drain Current and Gate Voltage



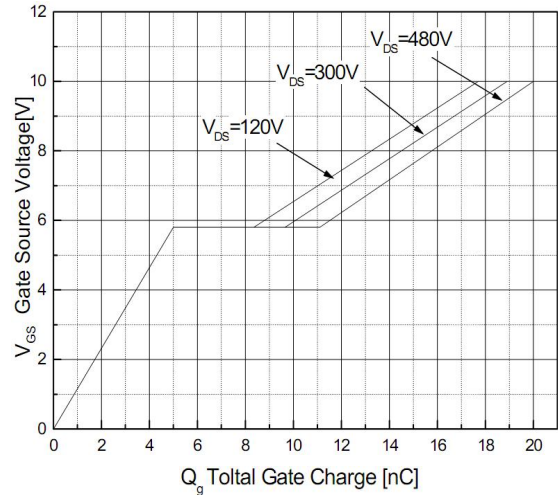
Body Diode Forward Voltage Variation vs. Source Current and Temperature



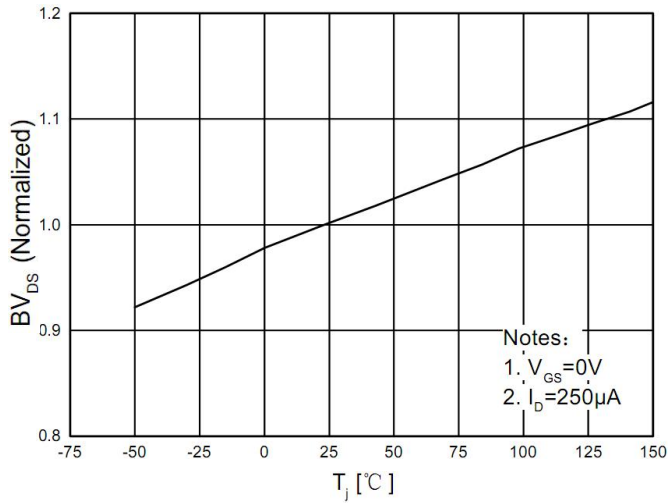
Capacitance Characteristics



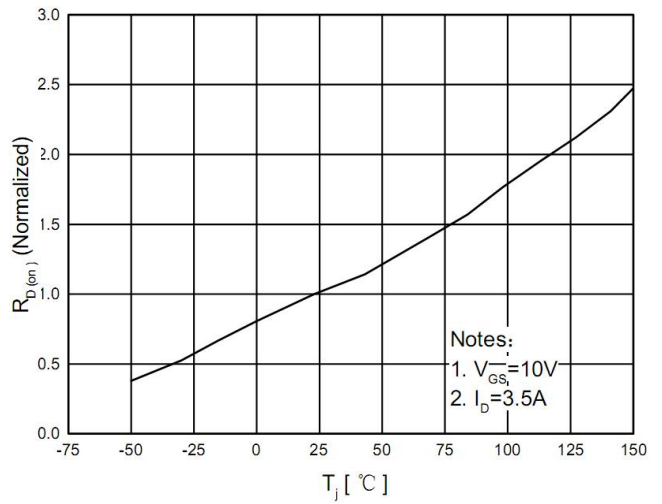
Gate Charge Characteristics



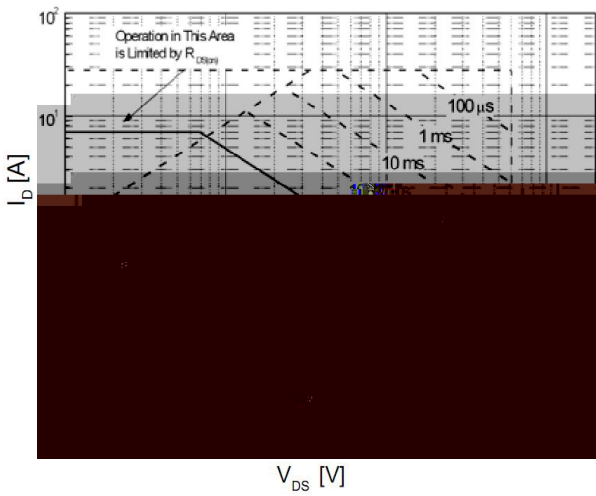
Breakdown Voltage Variation vs. Temperature



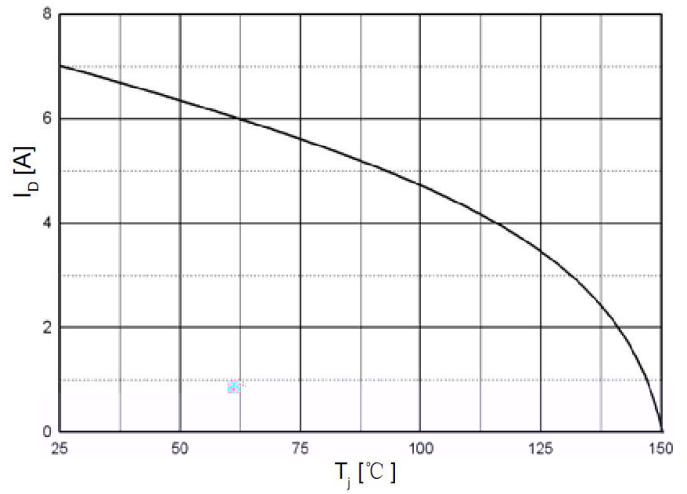
On-Resistance Variation vs. Temperature



Maximum Safe Operating Area

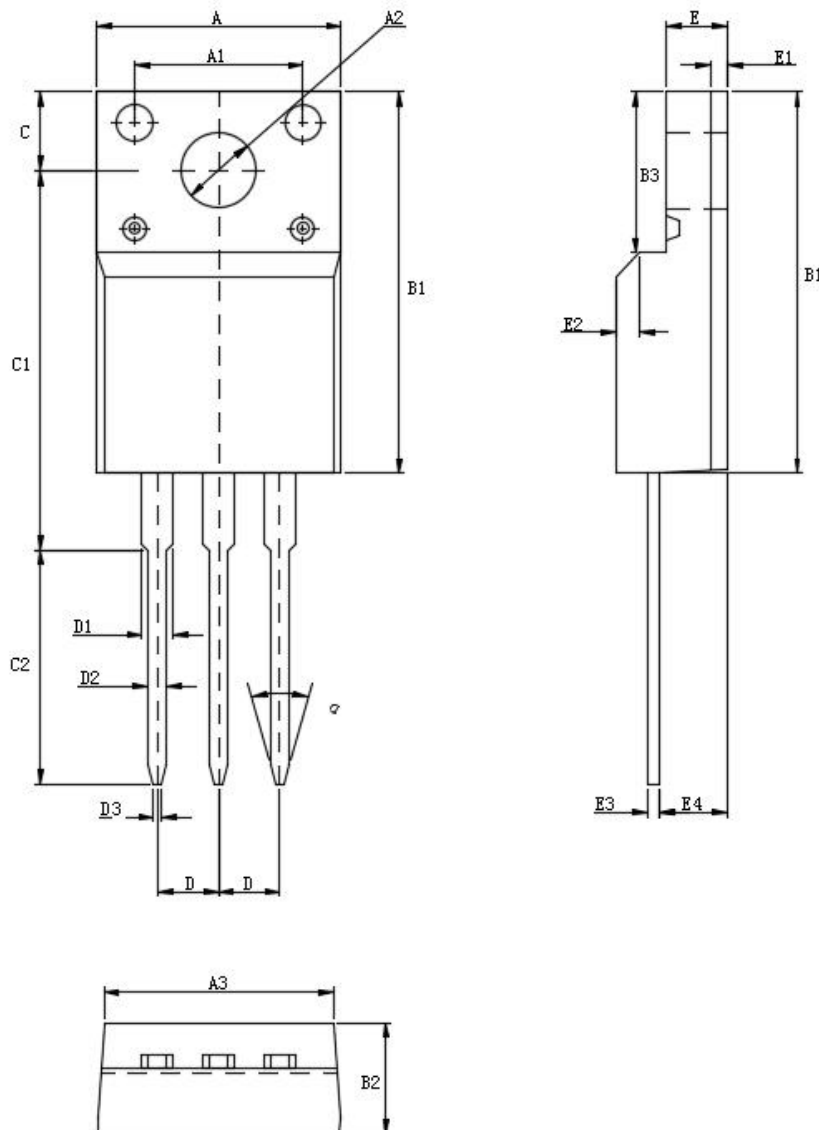


Maximum Drain Current Vs. Case Temperature



TO-220F Package Dimensions

:



× °

°

... 1 %